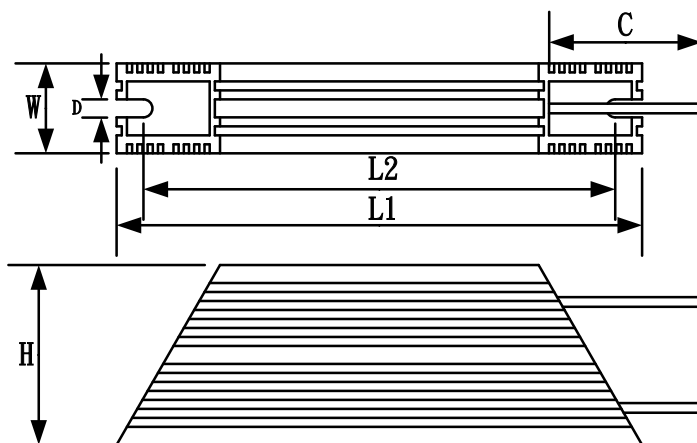


Dimension

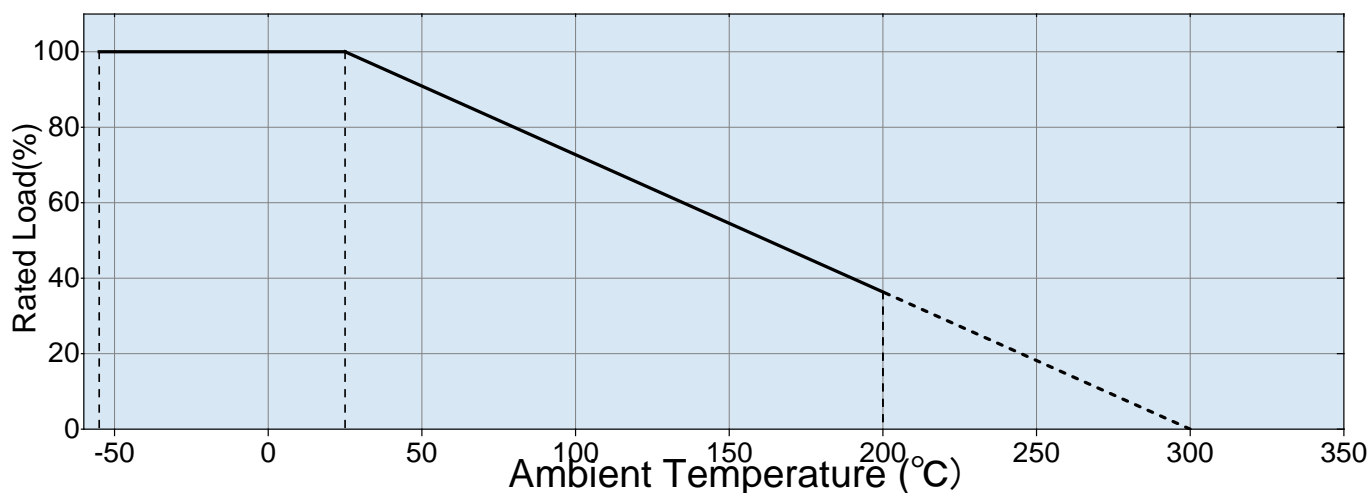
電力(W)	Dimensions(mm)					
	L1±2	L2±2	H±0.5	W±0.5	D±0.5	C
60W	115	100	40	20	5.3	150
80W	140	125	40	20	5.3	150
100W	165	150	40	20	5.3	150
120W	190	175	40	20	5.3	300
150W	215	200	40	20	5.3	300
200W	165	150	60	30	5.3	300
300W	215	200	60	30	5.3	300
400W	265	250	60	30	5.3	300
500W	335	320	60	30	5.3	300
600W	385	370	60	30	5.3	300
800W	375	360	100	50	5.3	300
1000W	400	385	100	50	5.3	300
1200W	450	435	100	50	5.3	300
1500W	550	535	100	50	5.3	300
1800W	570	555	100	50	5.3	300
2000W	600	585	100	50	5.3	300
2500W	700	685	100	50	5.3	300



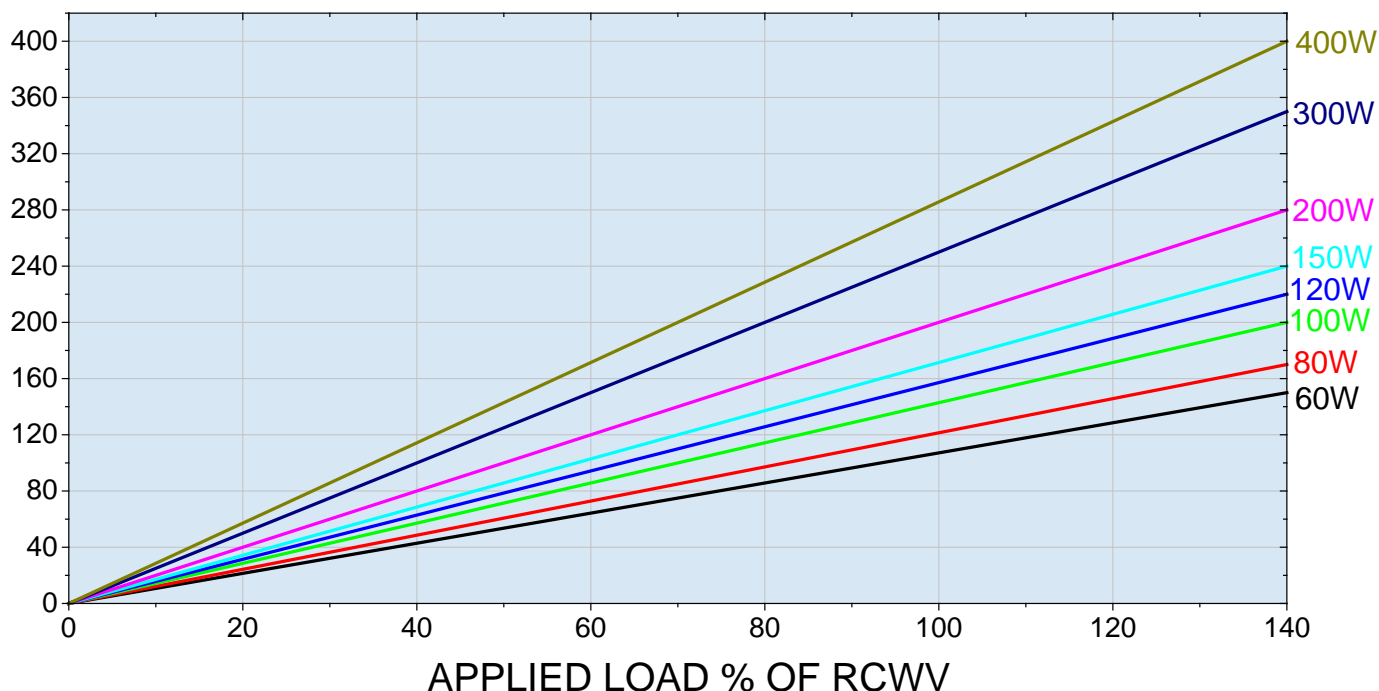
● ENVIRONMENTAL CHARACTERISTICS

Test Item	Test Methods	Characteristics
Resistance tolerance	JIS-C-5202 5-1	Resistance Nominal Tolerance $1 \leq R$ $1 > R$ $\pm 5\%$ (J) $\pm 10\%$ (K)
Temperature coefficient	JIS-C-5202 5-2	± 400 PPM/ $^{\circ}$ C MAX
Power rating load	JIS-C-5202 5-4	$\Delta R/R \leq \pm(0.5\%+0.1\Omega)$ Surface temperature up 350° C MAX
Short-term overload	JIS-C-5202 5-5 1000% rated power 5 seconds	Free of appearance or structural irregularity $\Delta R/R \leq \pm(2\%+0.1\Omega)$
Insulation resistance	JIS-C-5202 5-6 1000VDC	100M Ω min
Dielectric withstanding voltage	JIS-C-5202 5-7 2000VAC 1 minute	Free of appearance or structural irregularity $\Delta R/R \leq \pm(0.1\%+0.05\Omega)$
Terminal strength	JIS-C-5202 6-1 8kg 30 seconds	Free of appearance or structural irregularity
Resistor strength	JIS-C-5202 6-2 30kg 30 seconds	Free of appearance or structural irregularity
Vibration	JIS-C-5202 6-3 1.5m/m 10 ~ 50 ~ 10 Hz/min X-Y-Z 2 hours each	Free of appearance or structural irregularity Surface coating crack $\Delta R/R \leq \pm(1\%+0.05\Omega)$
Thermal shock	JIS-C-5202 7-3 Room temp 30 minutes ON- 55° C 15 minutes OFF	Resistor free of structural irregularity $\Delta R/R \leq \pm(2\%+0.1\Omega)$
Humidity	JIS-C-5202 7-5 40° C 90%RH 240 hours	Free of appearance or structural irregularity Surface coating crack $\Delta R/R \leq \pm(3\%+0.1\Omega)$
Load life	JIS-C-5202 7-10 90 minutes ON - 30 minutes OFF, 500 hours	Free of appearance or structural irregularity Surface coating crack $\Delta R/R \leq \pm(3\%+0.1\Omega)$
Flame retardation	JIS-C-5202 7-13-3-2 100% - 600% rated power load	US UL-94 flame retardation test V-0 grade noncombustible
REMARKS	1. Resistance and resistance tolerance were tested in-house with micro resistance meter. 2. Resistor coating refers to UL-certified data provided by supplier	

● POWER GRAPH



●HOT-SPOT TEMPERATURE
Chassis Mounted 900cm² Thickness 3mm



● PART NUMBER:

MVR	60W	100K	J	BU
↓	↓	↓	↓	↓
Type	Power rating	Resistance	Tolerance	Remark
Aluminum Housed	60W	1R 1Ω	G ± 2%	BU Bulk
	80W	10R 10Ω	J ± 5%	
	100W	100R 100Ω		
			
	2500W			