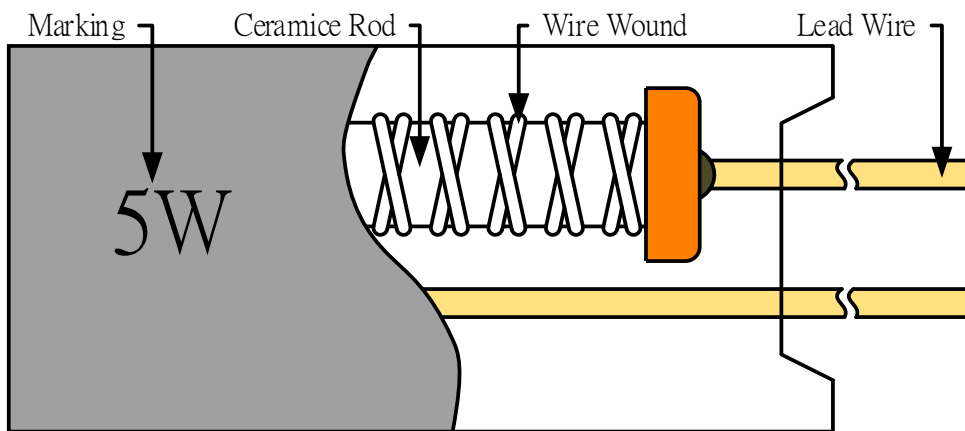


## FEATURE

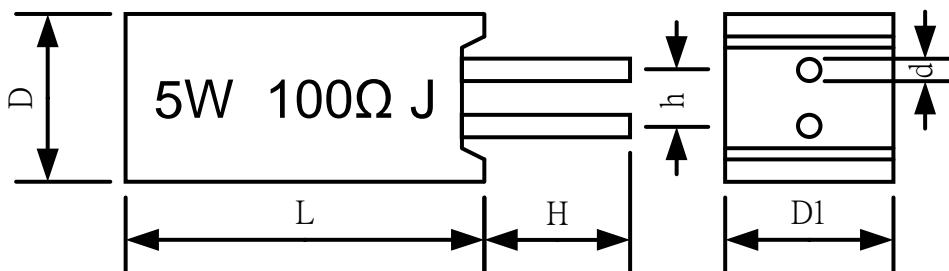
- 1 Low noise.
- 2 Instance overload capability; long term stability.
- 3 Excellent insulation being used in P.C.B.
- 4 Excellent heat dissipation; small linear.
- 5 Operating temperature range
  - Wire Wound : -55°C ~ +155°C
- 6 The special products can be used metal glazed (hi voltage ; hi value)



## ★Construction



## ★DIMENSIONS

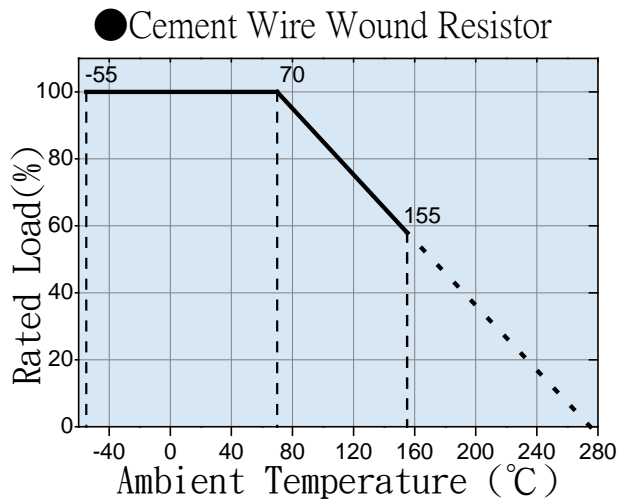


SQM	DIMENSION(mm)						Value Range	Max working voltage
	L±0.5	H ±3	D±1	D1±1	h±1.5	d		
2W	20	5	11.5	7.5	5.5	0.65±0.03	0.01Ω~15Ω	150V
3W	25	5	12	8.5	5.5	0.80±0.03	0.01Ω~15Ω	300V
5W	25	5	13	9	5.5	0.80±0.03	0.01Ω~15Ω	350V
7W	39	5	13	9	5.5	0.80±0.03	0.01Ω~33Ω	500V
10W	51	5	13	9	5.5	0.80±0.03	0.01Ω~33Ω	750V
10WS	35	5	16	12	8.0	0.80±0.03	0.01Ω~33Ω	750V

Resistance Range for standard resistance , below or over this resistance on request.

Dimension H can customized from 4mm ~15mm.

★Power Derating Curve



★ENVIRONMENTAL CHARACTERISTICS

PERFORMANCE TEST	TEST METHOD	Wire Wound	Metal Oxide
SHORT TIME OVERLOAD	JIS-C-5202 5.5 10 times RCWV for 5 seconds	±(2%+0.05 Ω)	±(0.25%+0.05 Ω)
TEMPERATURE COEFFICIENT	Resistance value at room Temperature and room Temperature+100°C	±400ppm	±200ppm
LOAD LIFE	JIS-C5202 7.10 70°C at RCWV for1000hrs.(1.5hrs. on , 0.5hrs.off)	±(5%+0.05 Ω)	±(1.5%+0.05 Ω)
LOAD LIFE IN HUMIDITY	JIS-C5202 7.9 40±2°C 90~95%RH at RCWV for1000hrs. (1.5hrs. on , 0.5hrs.off)	±(5%+0.05 Ω)	±(1.5%+0.05 Ω)
SOLDER ABILITY	JIS-C5202 6.5 235±5°C for 2±0.5 seconds	95% min. coverage	95% min. coverage
PULSE OVERLOAD	JIS-C5202 5.8 4 times RCWV for1000cycles(1sec.on , 25secs.off)	MAX.1500V ±(1%+0.05 Ω)	MAX.1500V ±(1%+0.05 Ω)
Dielectric Withstanding volt		MAX.1000V	MAX.1000V

Rated continuous Working Voltage (RCWV) =  $\sqrt{POWER.RATING. * RESISTANCE.VALUE}$

★PART NUMBER:

SMN	5W	3K	J
↓	↓	↓	↓
Type	Power rating	Resistance	Tolerance
Non inductive Cement SMN Type	2W	1R    1 Ω	F    ± 1%
	3W	10R   10 Ω	G    ± 2%
	.....	.....	J    ± 5%
	10W	1K2   1K2 Ω	K    ± 10%
	10WS	10K   10K Ω	